



# Arkansas Forestry Commission



U of A  
Cooperative  
Extension Service  
September 16-17,  
2009

2009 NPS 319 Project Review









# Arkansas Forestry Commission

## Project # 08-700

### Arkansas Silvicultural NPS Project

#### Major Tasks

-  AFC Silviculture BMP Assessment
-  Technical BMP Assistance & Training
-  Non Technical BMP Education
-  Courtesy Exams
-  Logger/Forestry Conference
-  AFC BMP Guideline Books and Materials



# BMP Implementation Assessments

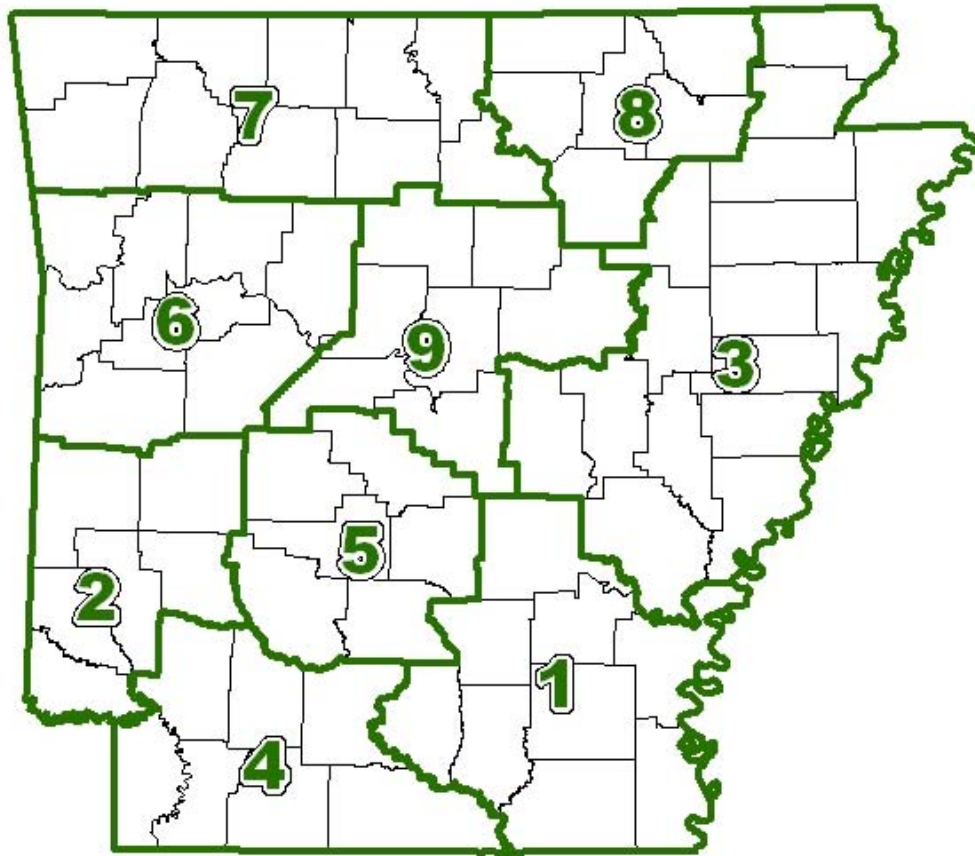
## Statewide BMP Implementation Averages

**2010 - 2011: Next Monitor**

### **Historical Averages**

- 2007-2008: 86%
- 2005-2006: 88%
- 2002-2003: 88%
- 2000-2001: 83%
- 1998-1999: 80%
- 1996-1997: 85%

# AFC Districts



# Aerial Assessment of Sites

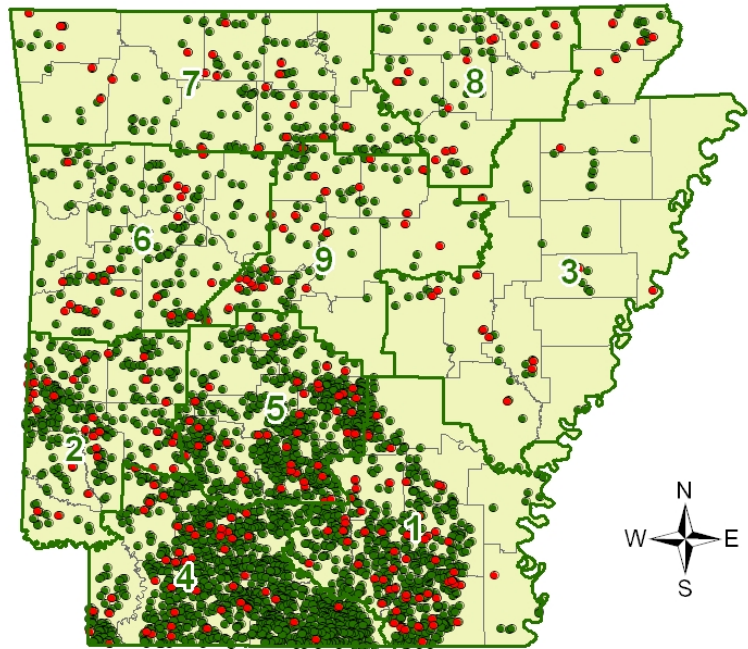




# 2007-2008 BMP Assessment

## 2007-08 BMP Implementation Monitor Map

Overall BMP Implementation on the sites monitored was 86%



0 12.5 25 50 75 100 Miles

- Implementation Monitors = 274
- Logging Operations = 3,339
- AFC District
- County

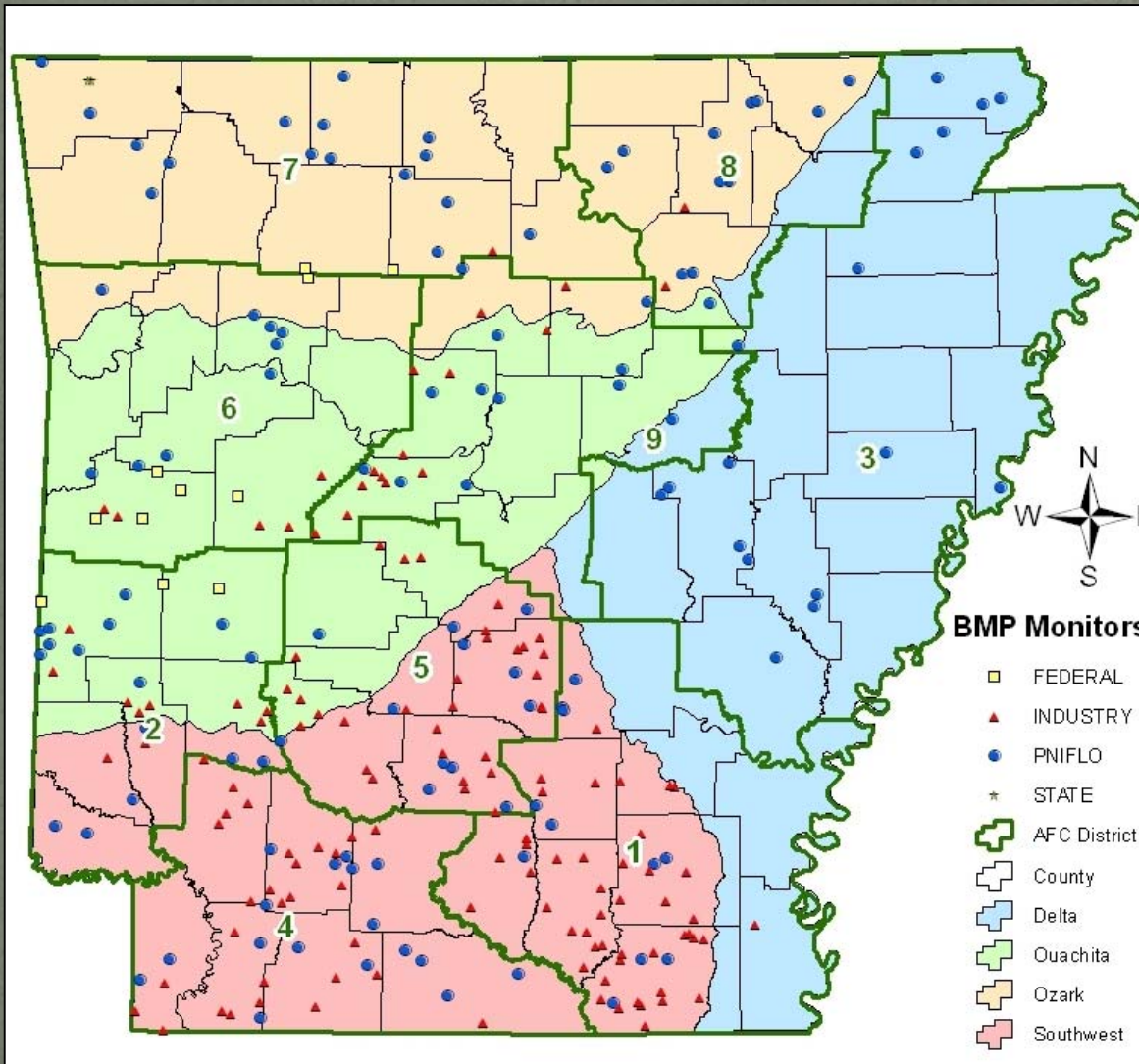
Total Logging Operations = 3,339

Total Sites Assessed = 274

8.21% of True Population



# 2007-2008 BMP Assessment



Federal = 11  
Industry = 138  
PNIFLO = 123  
State = 2

Total Sites  
Assessed = 274



# 2007-2008 BMP Assessment

## Ownership BMP Implementation Averages

Ownership Class	No. of Sites	Implementation Percent	Margin of Error	Statistical Difference*
PNIFLO	123	81.42	2.64	c
Industry	138	89.24	1.82	b
Federal	11	99.10	1.32	a
State	2	92.72	7.66	ab

\* Implementation percents having a different significance letter are significantly different at the 5 percent probability level.





# 2007-2008 BMP Assessment

## Statewide and Categorical BMP Implementation Averages

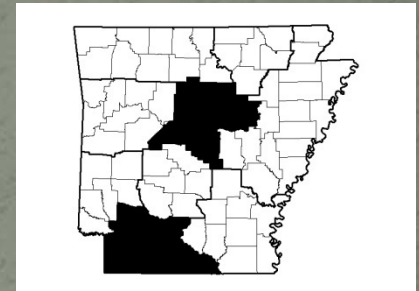
Major BMP Category	No. of Sites	Implementation Percent	Margin of Error	Statistical Difference*
Roads	172	81.65	2.89	c
Harvesting	274	92.46	1.36	a
Regeneration	95	87.12	4.86	b
Streamside Management Zones	179	80.43	3.72	c
<b>Overall Implementation</b>	<b>274</b>	<b>86.15</b>	<b>1.60</b>	

\* Implementation percents having a different significance letter are significantly different at the 5 percent probability level.



# 2007-2008 BMP Assessment

## AFC District BMP Implementation Averages

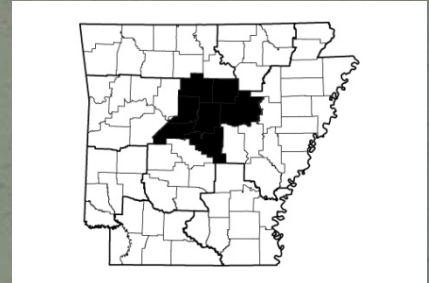


District	Number of Tracts	Acres	Implementation Percent	Margin of Error	Statistical Difference*
District 1	57	4,562	90.73	2.60	a
District 2	29	3,062	87.75	4.66	a
District 3	18	1,892	87.90	5.52	a
<b>District 4</b>	<b>48</b>	<b>4,275</b>	<b>79.87</b>	<b>4.89</b>	<b>bc</b>
District 5	43	3,180	87.29	3.74	a
District 6	20	1,213	90.55	4.37	a
District 7	22	1,545	87.69	4.99	a
District 8	13	2,683	86.59	4.60	ab
<b>District 9</b>	<b>24</b>	<b>1,854</b>	<b>77.23</b>	<b>5.94</b>	<b>c</b>

\* Implementation percents having a different significance letter are significantly different at the 5 percent probability level.



# 2007-2008 BMP Assessment



## District 9 Industry by BMP Category

BMP Category	Number of Tracts	Acres	Implementation Percent	Margin of Error	Statistical Significance
Roads	12	1,421	83.36	6.04	a
Harvesting	13	1,501	90.64	6.83	a
Regeneration	9	982	95.56	8.89	a
<b>SMZ</b>	<b>8</b>	<b>822</b>	<b>78.21</b>	<b>24.51</b>	<b>a</b>

## District 9 PNIFLO by BMP Category

BMP Category	Number of Tracts	Acres	Implementation Percent	Margin of Error	Statistical Significance
<b>Roads</b>	<b>5</b>	<b>175</b>	<b>64.89</b>	<b>18.74</b>	<b>ab</b>
<b>Harvesting</b>	<b>11</b>	<b>353</b>	<b>78.70</b>	<b>12.70</b>	<b>a</b>
<b>Regeneration</b>	<b>1</b>	<b>35</b>	<b>0</b>	<b>--</b>	<b>c</b>
<b>SMZ</b>	<b>9</b>	<b>269</b>	<b>42.43</b>	<b>20.37</b>	<b>bc</b>



# Arkansas Forestry Commission

## Education and Training

Technical BMP Training – Forester, Timber Buyer, and Logger  
ATPA Logger Training





# Arkansas Forestry Commission

## Education and Training

### Non-Technical Landowner Education





# Arkansas Forestry Commission

## Logger/Landowner Forestry Expo





# Arkansas Forestry Commission

## Education and Training

### Courtesy Exams



# Obstacles Encountered

## Courtesy Exams



Public Perception



Economic Recession



Weather



# Acknowledgements



**Arkansas Natural Resource Commission**



**Environmental Protection Agency,  
Region 6**



**Arkansas Timber Producers Association**



**Arkansas Forestry Association**



**School of Forest Resources**

# Arkansas Forestry Commission



Questions?

[www.arkansasforestry.org](http://www.arkansasforestry.org)

**Arnold Hameister**  
**AFC BMP Coordinator**

**Adam Eades**  
**AFC BMP Specialist**